

Unit Information

120 volts - 1500 watts

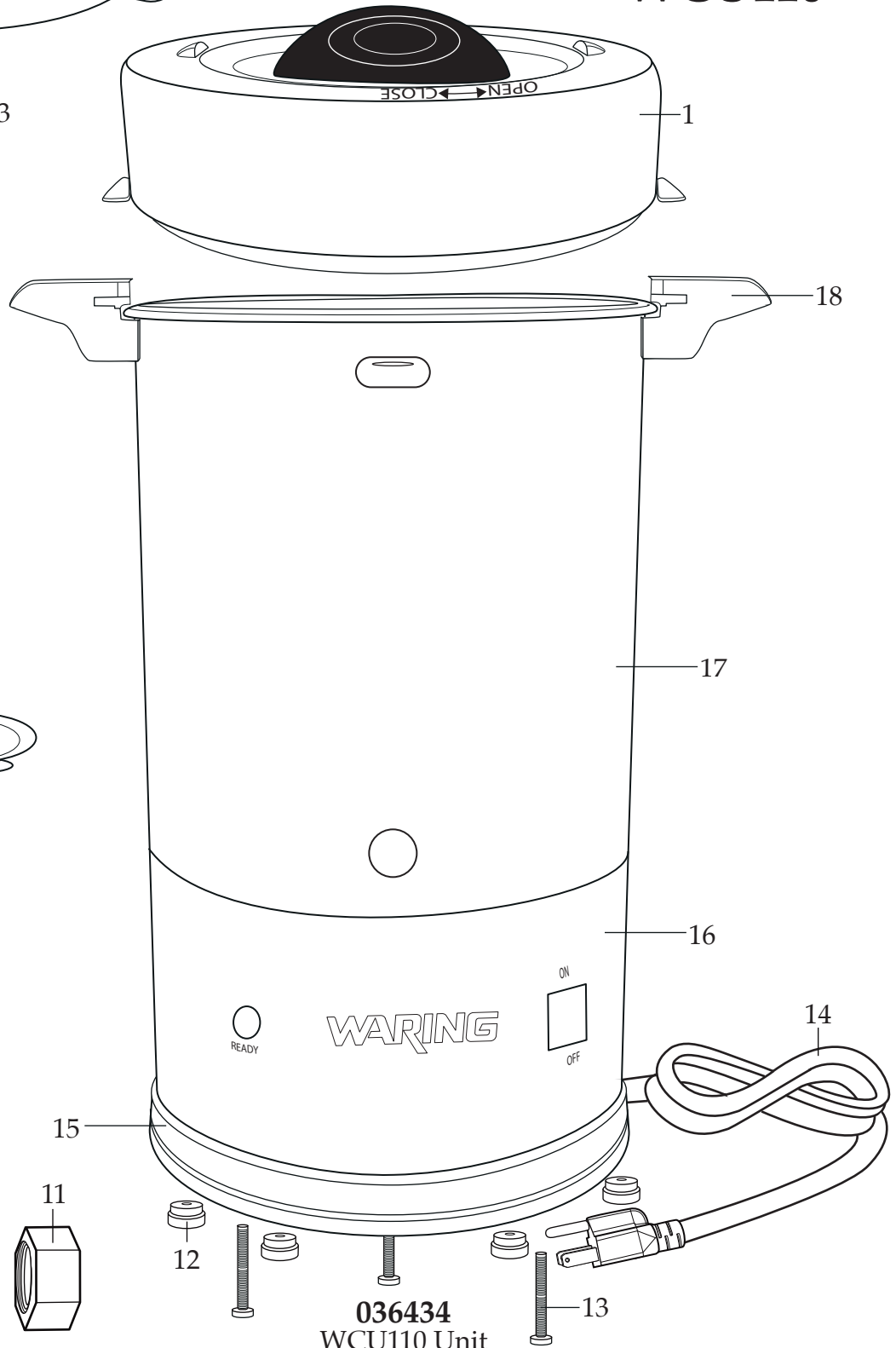
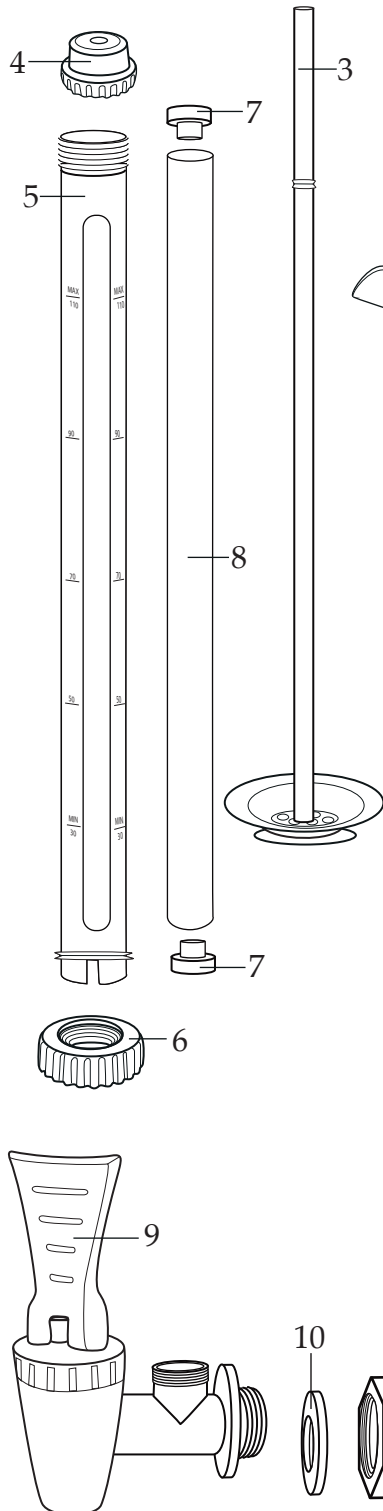

Dual heater system for brewing
and keep warm at optimal
temperatures

Boil dry protection with auto reset

WARING COMMERCIAL®

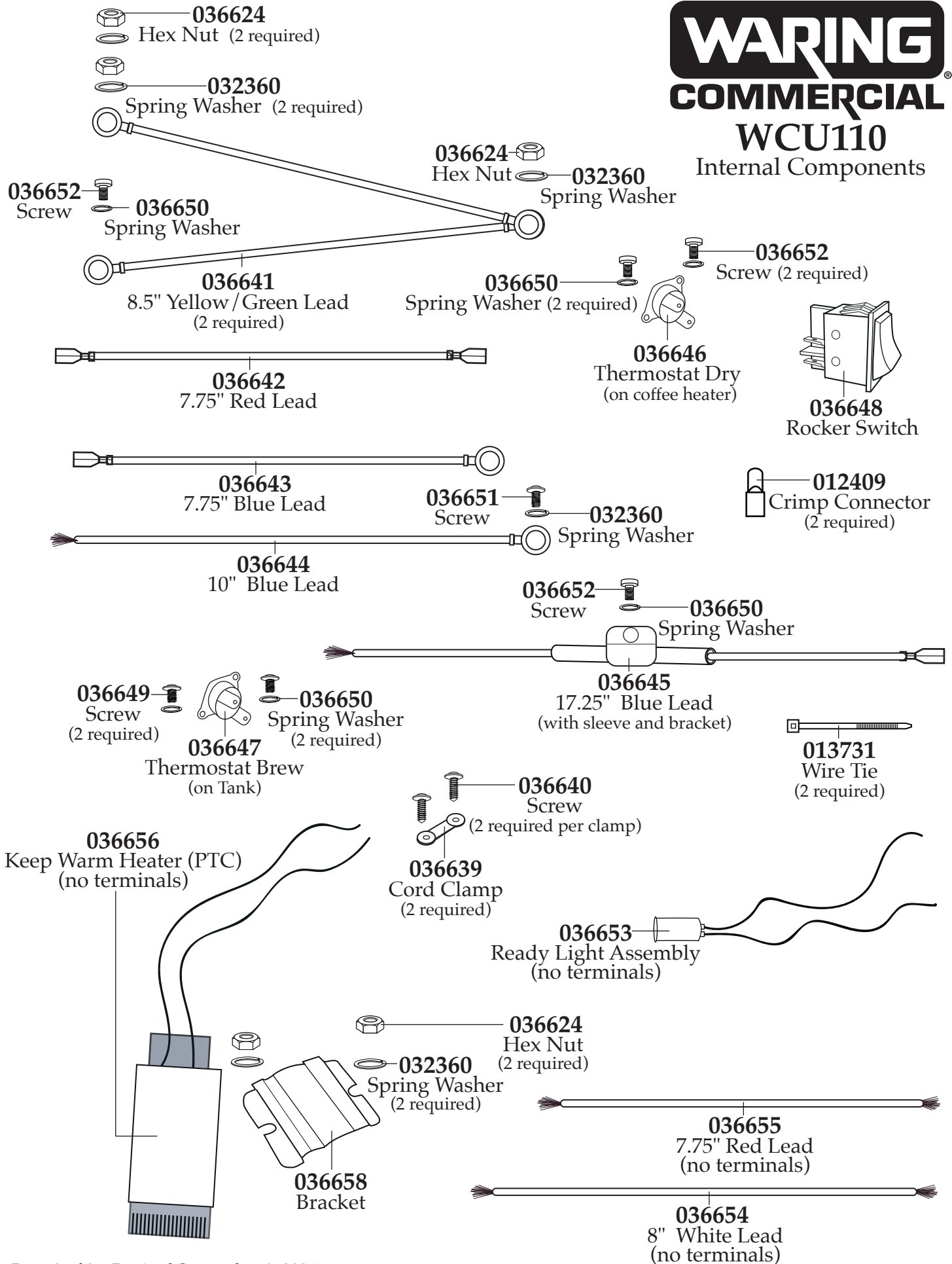
110 Cup Coffee Urn

WCU110



WARING® COMMERCIAL WCU110

Internal Components



| Illustration# | Part# | Description |
|---------------|--------|--|
| 1 | 036429 | Cover |
| 2 | 036430 | Coffee Basket |
| 3 | 036431 | Percolator Tube |
| 4 | 036413 | Water Gauge Cover |
| 5 | 036432 | Water Gauge Tube |
| 6 | 036422 | Water Gauge Tube Collar |
| 7 | 036415 | Glass Tube Seal (2 required) |
| 8 | 036433 | Glass Tube |
| 9 | 036417 | Spigot |
| 10 | 036418 | Spigot Seal |
| 11 | 036419 | Spigot Nut |
| 12 | 036420 | Feet (4 required) |
| 13 | 036635 | Screw (3 required) |
| 14 | 036638 | Cord |
| 15 | 036636 | Tank Base |
| 16 | 036637 | Tank Skirt |
| 17 | 036659 | Tank (comes with coffee heater, handles and sight glass bracket) |
| 18 | 039020 | Handle (2 required) |

Note: Use Thermal Grease with Thermostat (dry),
Thermostat (brew) and Keep Warm Heater.